

Compu-cutter® III Radiotherapy Shielding Block Mold Cutter

Radiotherapy departments can now take advantage of the cost savings and versatility of a compact tabletop Compu-cutter® system. The Compu-cutter® III is less than half the size of its predecessor without sacrificing quality and accuracy. Available as a complete package or as a single unit which can plug and play with your existing configuration. Huestis software is compatible with any Windows® based O/S, allowing for easy image manipulation, correction and cutting.

Compu-cutter® III is the next generation in the Huestis Medical block cutting system. Radiotherapy teams worldwide have come to depend on Huestis Medical for quality and cost-effective radiotherapy products. The Compu-cutter® III is a CE certified radiotherapy shielding block cutter.

Features:

Precision Accuracy

- Computerized, four-axis cutter ensures accuracy of ± 1 mm.
- Built-in checks minimize operator error and time consuming re-cuts.
- Allows review of outline on monitor.
- Drawing package feature allows for easy image manipulation and correction.
- Cut path simulation prior to actual block cut.
- All functions and set ups are completely computer controlled.
- Radiograph printout verifies tracing.
- Template printout facilitates mounting shielding block on tray.

Treatment Planning Interfaces

- Digitized block outlines can be easily transferred from treatment planning.
- Eliminates redundant input of block outlines from radiographs.
- Imported outlines may be cut immediately or stored for later use.

Radiograph Digitizing (optional)

- Radiograph is aligned on crosshairs and traced with a digitizing mouse.
- Windows® based program digitizes and stores data and patient files for easy reference or modifications.
- Easy input of patient/block information.
- Pre-set operational function keys.
- User may select any cut path to connect multiple block outlines.

Quick Modifications

- Ability to “flip” image for fast AP/PA or L/R lateral blocks, or change any parameter without re-digitizing.

Hot Wire Cutting


- Image can be moved to any position on the block to allow for the conservation of styrofoam use.
- Fast .45 in/sec (1 cm/sec) cut speed.
- Cutter is safely enclosed in cutting bay.
- Adjustable temperature for variations in foam densities.
- Safety interlock for open door position.
- Custom defaults: S.F.D., S.A.D., S.T.D.
- Distance changes can be factored in after digitizing or TPS import.
- Determines smallest block required for shape or combination of shapes.

Versatile Configurations

- Our full system for the Compu-Cutter® III includes the cutter, computer, custom software, printer, digitizer and an optional label printer.
- Our system can be purchased as a cutter and software package only, to be used with existing peripherals in any radiotherapy department to reduce expenses.

Easy Installation

- Footprint is smaller than our Styro-former®.
- Measures 30 in (76.2 cm) tall x 15.75 in (40 cm) wide x 30 in (76.2 cm) deep, weight approximately 60 lbs (27.27 kg).



Model CC3-1000

Modular Design

Designed for versatility, our stand-alone cutting bay may be used with your own digitizer, through treatment planning, or supplied as a fully integrated system.



Extremely Accurate

Fully articulating and gimbaled cutting mechanism is accurate ± 1 mm at the block tray level for precise, divergent cuts.

Huestis Medical 68 Buttonwood Street, Bristol, Rhode Island 02809 USA
phone 401 253 5500 800 972 9222 fax 401 253 7350 www.huestis.com

AFRICA | ASIA | EUROPE | LATIN AMERICA | MIDDLE EAST | NORTH AMERICA



Best®

healthcare for everyone


v.05.2010

Compu-cutter® III Digital Versatility



Ensured Accuracy

Multiple verification checks include a paper printout to verify the tracing and a second paper template to mount the shielding block on a lexan tray.



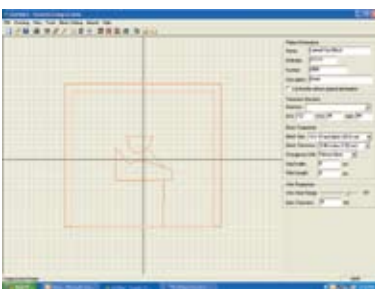
Foam Blocks

Our medium density, fine grain structure foam blocks have a smooth finish for easy release. Offered in common sizes and thicknesses.



Shielding Alloy

Ask about alloy, blocks and other accessories. Our #158 and #203 shielding alloy is offered alone or as part of a complete "Starter Kit".



User friendly

characteristics include Windows® compatibility allowing for easy image manipulation, correction and cutting.

Operators can easily transfer digitized block outlines from treatment planning systems or may trace radiographs with a digitizing mouse.

The outline is visible on the monitor and can be sent to the printer for examination of the printout, or to the hot wire cutter for block cutting. Operator may select any cut path to connect multiple block outlines.



Versatile Configurations

Modular design includes stand-alone cutting bay, computer, monitor, printer and is offered with or without digitizer.

SHIELDING ALLOY

Alloy Model	Alloy Type	Melting Temp	Weight/ Cubic in	Bismuth	Lead	Tin	Cadmium
SF-355 (50 lbs)	#158	158° F	.339 lbs	50.0%	26.7%	13.3%	10.0%
SF-670 (50 lbs)	#203	203° F	.355 lbs	52.5%	32.0%	15.5%	00.0%

FOAM BLOCKS

Foam Model	Block Size	Pieces Per Case
SFB102	10 in x 10 in x 2 in (25.4 cm x 25.4 cm x 5.1 cm)	35
SFB083	8 in x 8 in x 3 in (20.3 cm x 20.3 cm x 7.6 cm)	52
SFB103	10 in x 10 in x 3 in (25.4 cm x 25.4 cm x 7.6 cm)	26
SFB123	12 in x 12 in x 3 in (30.5 cm x 30.5 cm x 7.6 cm)	18
SFB084	8 in x 8 in x 4 in (20.3 cm x 20.3 cm x 10.2 cm)	36
SFB104	10 in x 10 in x 4 in (25.4 cm x 25.4 cm x 10.2 cm)	18
SFB124	12 in x 12 in x 4 in (30.4 cm x 30.4 cm x 10.2 cm)	15

Electrical requirements: 120 VAC, 60 Hz, 10A (Optional 220 VAC, 50 Hz, 5A). Ask about our complete "Mold Room Kits" including stainless pitcher, cooling tray, alloy #158, foam blocks, masking tape, lexan trays, digital thermometer, melting pot and other mold room accessories.

